

Product Description

LF-GLD065YE is a 65W isolated constant current 0-10V/PWM/Rx dimmable LED driver. Its rated input voltage ranges from 198 to 264Vac; output voltage from 25 to 42Vdc and output current has 6 options from 1300 to 1550mA, including 1300mA, 1350mA, 1400mA, 1450mA, 1500mA and 1550mA.

Features


- 0-10V/PWM/Rx dimmable
- IP20
- Suitable for Class I light fixtures
- Isolated design
- AC220-240V; metal casing
- Flicker free
- 5-year warranty (please refer to the warranty condition)



Applications

- Indoor office lighting
- Residential lighting
- Commercial lighting

Product Naming



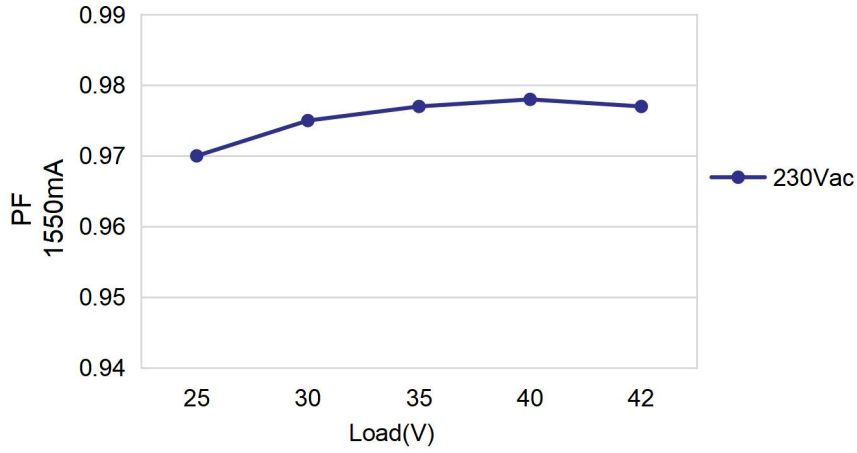
Electrical Characteristics

Model		LF-GLD065YExxxxH					
Output	Output Voltage	25-42Vdc					
	Output Current	1300mA	1350mA	1400mA	1450mA	1500mA	1550mA
	Flicker Index	<1%					
	Ripple Current	<1%					
	Current Tolerance	±5%					
	Temperature Drift	±10%					
	Start-up Time	<0.5S					
Input	Input Voltage	220-240Vac (voltage limit: 198-264Vac)					
	DC Input Voltage	310-340Vdc (voltage limit: 280-374Vdc)					
	Input Frequency	50/60Hz					
	Input Current	0.4A max.					
	Power Factor	≥0.9		≥0.93		≥0.95	
	THD	≤20%					
	Efficiency	≥85%		≥86%		≥87%	
	In-rush Current	≤40A&150uS@230Vac					
	Load Quantity a Circuit Breaker can support	Circuit Breaker Model	B10	C10	B16	C16	
		Quantity (pcs)	20	22	32	35	
	Leakage Current	<0.7mA					
Standby Power Consumption	≤0.5W (DIM OFF)						
Protection Characteristics	Open Circuit Protection	<55V					
	Short Circuit Protection	Hiccup mode (auto-recovery)					

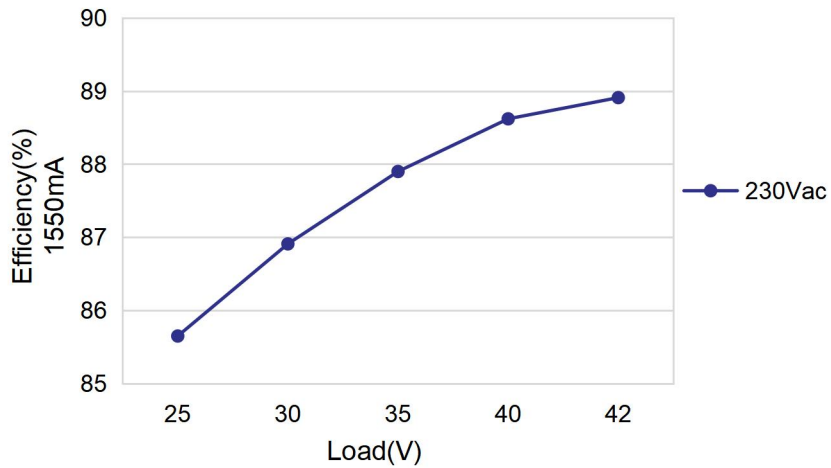
Environment Descriptions	Working Temperature	-30°C - +50°C
	Working Humidity	20-90%RH (no condensation)
	Storage Temperature/ Humidity	-40°C - 80°C (six months under class I environment); 10-90%RH (no condensation)
	Atmospheric Pressure	86-106kPa
Safety and EMC	Certifications	CE, CB, RCM, CCC
	Withstanding Voltage	I/P-O/P: 3.75kV/5mA/60S
	Insulation Resistance	I/P-O/P: >100MΩ@500Vdc
	Safety Standard	EN61347-2-13: 2014/A1: 2017, EN61347-1: 2015, EN62493: 2015
	EMI	EN55015, EN61000-3-2, EN61000-3-3
	EMS	EN61000-4-2, 3, 4, 5 (lightning strike L-N: 1kV, L/N-PG: 2kV), 6, 11
Others	IP Rating	IP20
	RoHS	RoHS 2.0 (EU) 2015/863
	Warranty	5 years (Tc≤84°C)
Remarks	<p>1. It is recommended that customer should install over voltage and under voltage protection devices and surge protection devices to ensure safety before connecting to electricity.</p> <p>2. As an accessory, the LED driver is not the only factor determining the EMC performance of the LED light fixture. The structure and the wiring of the light fixture are also relevant. Thus it's strongly recommended the LED light fixture manufacturer re-confirms the EMC of the whole LED light fixture.</p> <p>3. The test conditions of the circuit breaker configuration quantity is the same as that of the in-rush current test.</p> <p>4. Unless otherwise stated, the parameters of the power factor, harmonic and efficiency were test results under the ambient temperature of 25°C, humidity of 50%, input voltage of 230Vac and full load.</p>	

Product Characteristic Curves

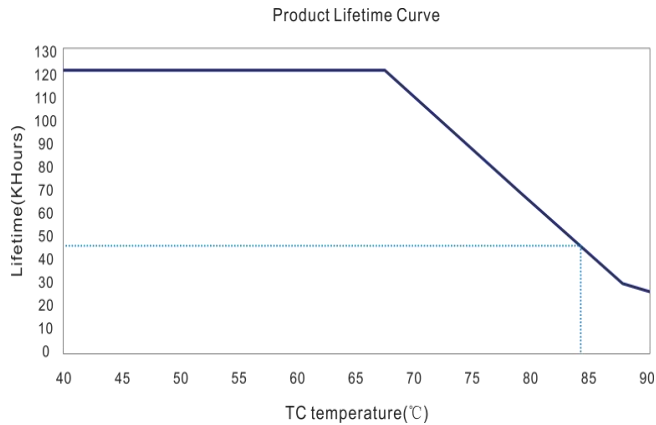
PF Curve



Efficiency Curve



Lifetime Curve



Dimming Operation Instructions

■ Terminal Definitions

INPUT

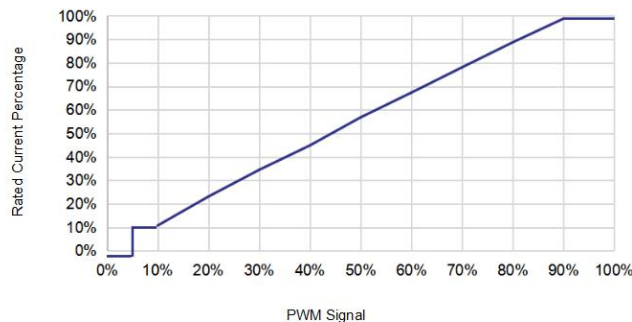
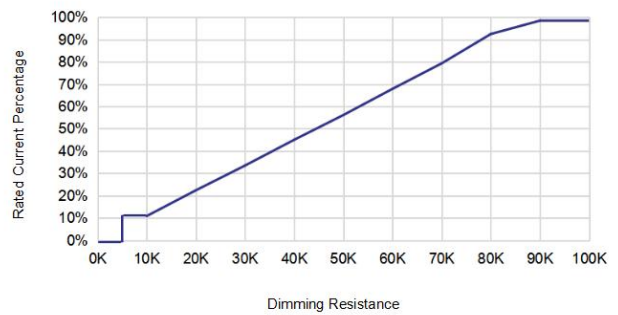
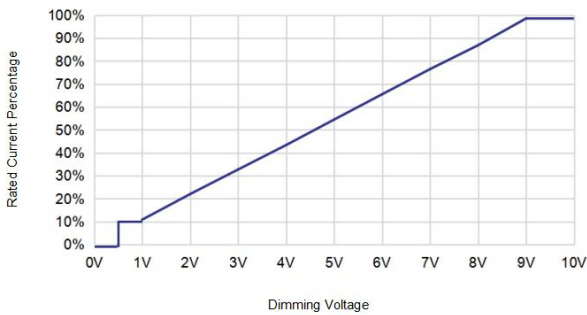
AC-L (gray terminal)	AC live wire input
AC-L (gray terminal)	AC live wire input
AC-N (gray terminal)	AC neutral wire input
AC-N (gray terminal)	AC neutral wire input
⊕ (gray terminal)	Earth wire

OUTPUT

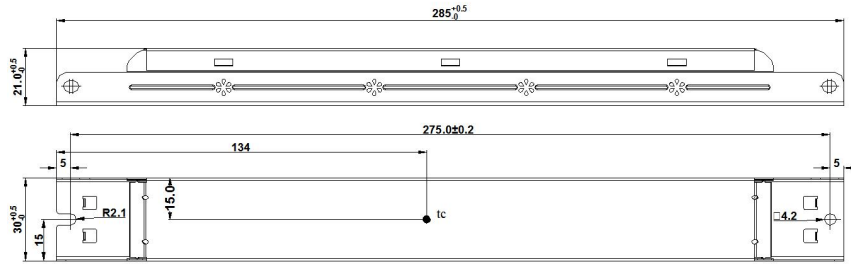
LED+ (red terminal)	Positive electrode output of LED driver
LED- (black terminal)	Negative electrode output of LED driver
DIM+ (black terminal)	0-10V/PWM/Rx dimming
DIM- (green terminal)	

■ 0-10V/PWM/Rx Dimming Operation Instructions

- Connect 0-10V, PWM and Rx signals to DIM terminal.
- In 0-10V dimming mode, when the input voltage $< 0.3V \pm 0.1V$, the light turns off, when it's $> 0.5V \pm 0.1V$, the light turns on.
- Min. dimming depth of 0.5-10V: 5%
- PWM dimming depth: 10%
- PWM compatible signal: 400-3000(Hz); amplitude: 10(V)
- Rx dimming depth: 10%
- DIM+/- (without signal connected): 100% rated current output



Structure & Dimensions (unit: mm)



Package Specifications

Model	LF-GLD065YExxxxH
Carton Size	385*285*210 mm (L*W*H)
Quantity	6 pcs/layer; 6 layers/ctn; 36 pcs/ctn
Weight	0.25 kg/pc; 8.24 kg/ctn

Transportation & Storage

■ Transportation

- Suitable transportation means: vehicles, boats and aircraft.
- During transportation, there should be awnings for rain protection and sun protection. Civilized loading and unloading are required. There should be no severe vibration or impact.

■ Storage

- Storage in accordance with the provisions of the Class I environment. For products which have been stored for more than six months, they mustn't be used until they pass the re-inspection.

Attention

- Please use this product according to its specifications otherwise there may be malfunction.
- Use light fixtures that have not been certified or are not compatible with the LED drivers may cause fire or other hazards.
- Man-made damage, any use beyond the specification and non-original-factory modification are not covered by warranty.

Remark: The final interpretation right of the contents of this data sheet belongs to Lifud Technology Co., Ltd.