

Product Description

LF-GIR009YS is a constant current isolated LED driver. Rated output power: 9W; rated input voltage: 220-240Vac. It has small size, suitable for spot light, down light, panel light and etc.

Features

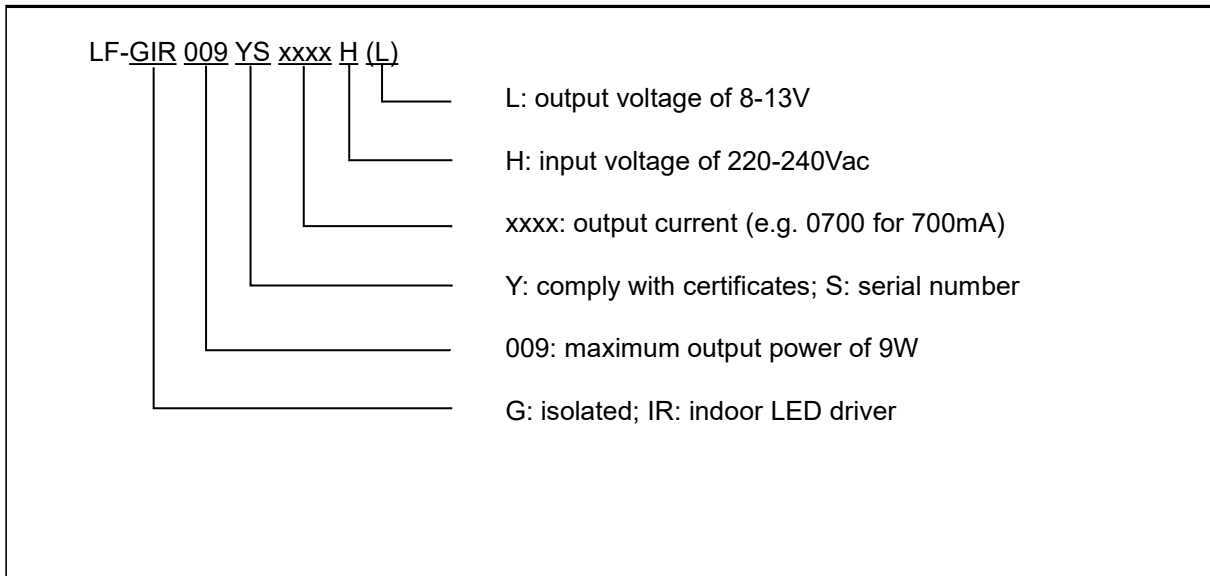
- Suitable for Class II light fixtures
- High cost performance
- External assembly
- Flicker free
- 5-year warranty (Please refer to the warranty condition.)



Applications

- Indoor office lighting
- Decorative lighting
- Commercial lighting

Product Naming



Electrical Characteristics 1

Model		LF-GIR009YSxxxxH				
Output	Output Voltage	25-42V				25-36V
	Output Current	135mA	160mA	180mA	200mA	250mA
	Flicker Index	IEC-Pst≤1, CIE SVM≤0.4, Modulation Depth<0.5% (IEEE 1789)				
	Current Tolerance	±7%				
	Temperature Drift	±10%				
	Start-up Time	<0.5S				
Input	Input Voltage	220-240Vac (voltage limit: 198-264Vac)				
	Input Frequency	47Hz-63Hz				
	Input Current	0.1A Max.				
	Power Factor	≥0.5				
	DF	>0.9				
	Efficiency	≥77%	≥78%	≥79%	≥79%	≥79%
	Inrush Current	≤25A & 60uS @220Vac				
	Load Quantity Carried by the Circuit Breaker	Circuit Breaker Model	B10	C10	B16	C16
		Quantity (pcs)	60	100	96	160
	Leakage Current	≤0.7mA				
Standby Power Consumption	≤0.5W					
Protection Characteristics	Open Circuit Protection	<80V				
	Short Circuit Protection	Hiccup mode (auto-recovery)				
Environment Description	Operating Temperature	-30℃~+50℃				
	Operating Humidity	20-90%RH (no condensation)				
	Storage Temperature/Humidity	-40℃~+ 80℃ (six months under class I environment);				
		10-90%RH (no condensation)				
Atmospheric Pressure	86KPa~106KPa					

Electrical Characteristics 2

Model		LF-GIR009YSxxxxH				
Output	Output Voltage	14-24V				
	Output Current	300mA		350mA		
	Flicker Index	IEC-Pst≤1, CIE SVM≤0.4, Modulation Depth<0.5% (IEEE 1789)				
	Current Tolerance	±7%				
	Temperature Drift	±10%				
	Start-up Time	<0.5S				
Input	Input Voltage	220-240Vac (voltage limit: 198-264Vac)				
	Input Frequency	47Hz-63Hz				
	Input Current	0.1A Max.				
	Power Factor	≥0.5				
	DF	>0.9				
	Efficiency	≥79%				
	Inrush Current	≤25A & 60uS @220Vac				
	Load Quantity Carried by the Circuit Breaker	Circuit Breaker Model	B10	C10	B16	C16
		Quantity (pcs)	60	100	96	160
	Leakage Current	≤0.7mA				
Standby Power Consumption	≤0.5W					
Protection Characteristics	Open Circuit Protection	<55V				
	Short Circuit Protection	Hiccup mode (auto-recovery)				
Environment Description	Working Temperature	-30℃~+50℃				
	Working Humidity	20-90%RH (no condensation)				
	Storage Temperature/Humidity	-40℃~+ 80℃ (six months under class I environment);				
		10-90%RH (no condensation)				
Atmospheric Pressure	86KPa~106KPa					

Electrical Characteristics 3

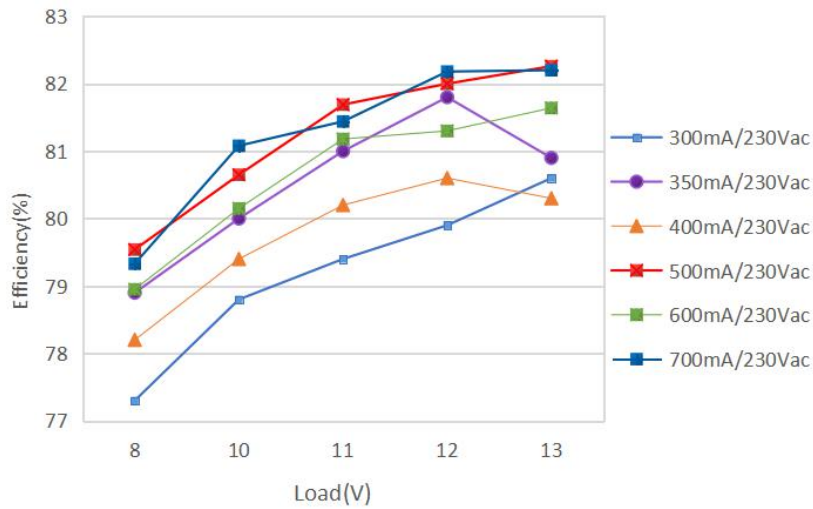
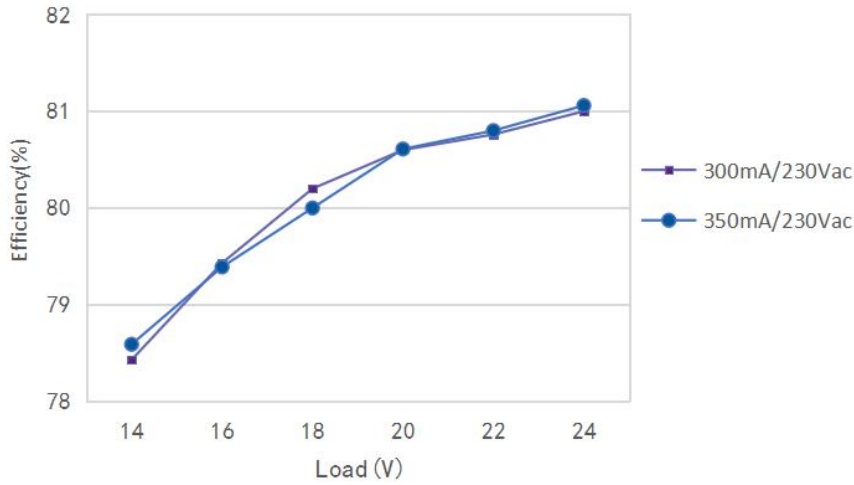
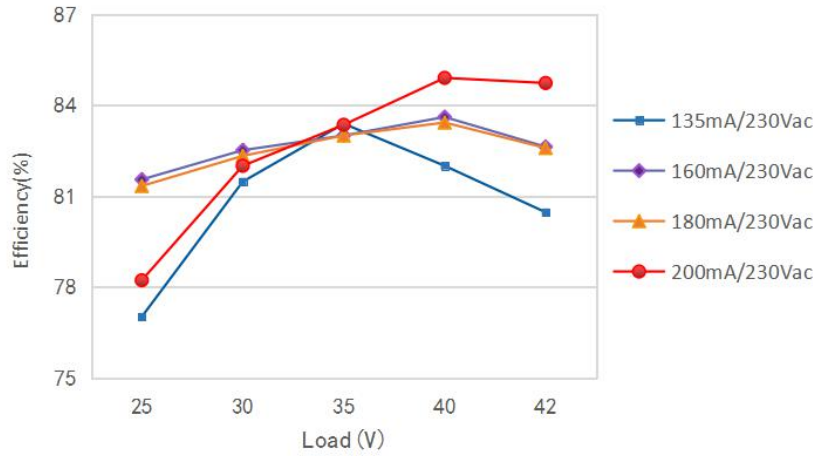
Model		LF-GIR009YSxxxxH(L)					
Output	Output Voltage	8-13V					
	Output Current	300mA	350mA	400mA	500mA	600mA	700mA
	Flicker Index	IEC-Pst≤1, CIE SVM≤0.4, Modulation Depth<0.5% (IEEE 1789)					
	Current Tolerance	±7%					
	Temperature Drift	±10%					
	Start-up Time	<0.5S					
Input	Input Voltage	220-240Vac (voltage limit: 198-264Vac)					
	Input Frequency	47Hz-63Hz					
	Input Current	0.1A Max.					
	Power Factor	≥0.5					
	DF	>0.9					
	Efficiency	≥78%	≥78%	≥78%	≥79%	≥79%	≥79%
	Inrush Current	≤25A & 60uS @220Vac					
	Load Quantity Carried by the Circuit Breaker	Circuit Breaker Model	B10	C10	B16	C16	
		Quantity (pcs)	60	100	96	160	
	Leakage Current	≤0.7mA					
Standby Power Consumption	≤0.5W						
Protection Characteristics	Open Circuit Protection	<30V					
	Short Circuit Protection	Hiccup mode (auto-recovery)					
Environment Description	Working Temperature	-30℃~+50℃					
	Working Humidity	20-90%RH (no condensation)					
	Storage Temperature/Humidity	-40℃~+ 80℃ (six months under class I environment);					
		10-90%RH (no condensation)					
Atmospheric Pressure	86KPa~106KPa						

Other Electrical Characteristics

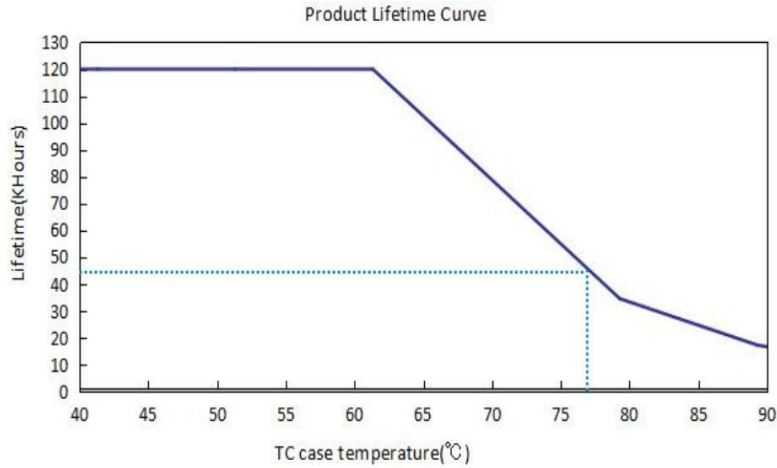
Safety & Electromagnetic Compatibility	Certifications	TUV, CCC, RCM, CE, CB
	Withstanding Voltage	I/P-O/P: 3.75KV, 5mA, 60S
	Insulation Resistance	I/P-O/P: >100MΩ @ 500Vdc
	Safety Standards	CE-LVD: EN 61347-2-13:2014/A1:2017, EN 61347-1:2015, EN 62493:2015 CB: IEC 61347-1:2015, IEC61347-2-3:2014, IEC 61347-2-13:2014/AMD1:2016 RCM: AS 61347.2-13:2018 CCC: GB19510.1-2009,GB19510.14-2009
	EMI	CE-EMC/RCM: EN55015,EN61000-3-2,EN61000-3-3 CCC: GB/T17743,GB17625.1,GB17625.2
EMS	CE-EMC/RCM: EN61000-4-2,3,4,5(lightning strike 1KV),6,11 CCC: GB/T17626.2, 3, 4, 5 (lightning strike 1KV), 6, 11	
Others	IP Rating	IP20
	RoHS	RoHS 2.0 (EU) 2015/863
	Warranty Condition	5 yrs (Tc≤77°C)
Test Equipment	AC power source: CHROMA6530, digital power meter: CHROMA66202, Oscilloscope: Tektronix DPO3014, DC electronic load: M9712B, LED board, constant temperature and humidity chamber, lightning surge generator: Everfine EMS61000-5B, rapid group pulse generator: Everfine EMS61000-4A, spectroanalyzer: KH3935, hi-pot tester: TH9201B, flicker-free tester (flicker-free coefficient tester) 60N-01, etc.	
Remarks	<ol style="list-style-type: none"> 1. It is recommended that customer should install overvoltage and undervoltage protection devices and surge protection devices in the power supply circuits of the light fixtures to ensure safety before connecting to electricity. 2. As an accessory, the LED driver is not the only factor determining the EMC performance of the LED light fixture. The structure and the wiring of the light fixture are also relevant. Thus it's strongly recommended the LED light fixture manufacturer re-confirms the EMC of the whole LED light fixture. 3. The test conditions of the circuit breaker configuration quantity are the same as those of the inrush current test. 4. Unless otherwise stated, the parameters above were test results under the ambient temperature of 25°C, humidity of 50%, input voltage of 230Vac(50Hz) and full load. 	

Product Characteristic Curves

■ Efficiency Curve



■ Lifetime Curve



Definition of Terminals

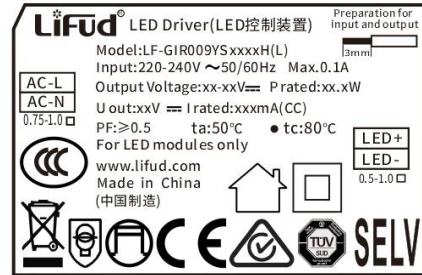
INPUT

AC-L	Input terminal of AC live wire
AC-N	Input terminal of AC neutral wire

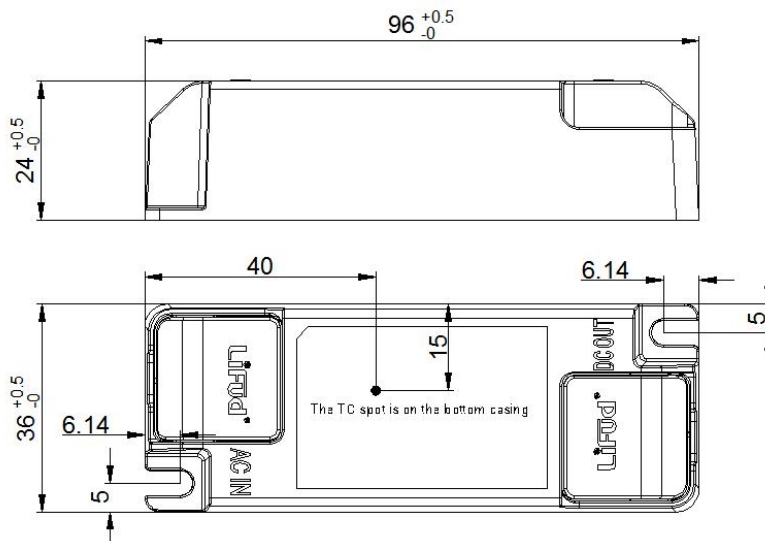
OUTPUT

LED+	Positive electrode output of the driver
LED-	Negative electrode output of the driver

Label



Dimensions (unit: mm)



Packaging Specifications

Model	LF-GIR009YSxxxxH
Packaging Dimensions	385*285*210 mm (L*W*H)
Quantities	20 pcs/layer; 8 layers/ctn; 160 pcs/ctn
Weights	42 g/pc; 8.5 kg/ctn

Transportation & Storage

■ Transportation

- Suitable transportation means: vehicles, boats and aircraft.
- During transportation, there should be awnings for rain protection and sun protection. Civilized loading and unloading are required. There should be no severe vibration or impact.

■ Storage

- Storage in accordance with the provisions of Class I environment. For products which have been stored for more than six months, they mustn't be used until they pass the re-inspection.

Attention

- Please use this product according to its specifications otherwise there may be malfunction.
- Use light fixtures that have not been certified or are not compatible with the LED drivers may cause fire or other hazards.
- Man-made damage, any use beyond the specification and non-original-factory modification are not covered by warranty.

Remark: The final interpretation right of the contents of this data sheet belongs to Lifud Technology Co., Ltd.

