

### Features

- High PF; low THD
- Flicker free
- IP40
- Suitable for Class II light fixtures
- 5-year warranty (please refer to the warranty condition)



### Applications

· Commercial lighting · indoor office lighting · decorative lighting · residential lighting

### Descriptions

LF-GIF040YS(D)xxxxH is a 40W isolated constant current LED driver. Its rated input voltage ranges from 220 to 240Vac; output voltage ranges from 25 to 40Vdc or 25 to 42Vdc and output current from 800 to 1050mA. It is suitable for Class II light fixtures, including panel light, etc.

### Product Model

LF - GIF 040 YS (D) xxxxH

- xxxx: output current (e.g. 1050: 1050mA); H: input voltage: 220-240Vac
- D: surge: 2kV
- Y: complies with certifications; S: serial number
- 040: output power: 40W
- G: isolated design; IF: indoor flicker-free LED driver

#### Lifud Technology Co., Ltd.

Production Base I (HQ): Building B, Kutto Industrial Park, NO.26 Xinhe Road, Bao'an District, Shenzhen, China.  
 Production Base II: No.4, Block 2, Tengfei Road, Shigao Economic Development Zone, Tianfu New Area, Sichuan, China.  
 Website: [www.lifud.com](http://www.lifud.com) Telephone: +86(0)755 8373 9299 Email: [sales@lifud.com](mailto:sales@lifud.com)

### ■ Electrical Characteristics

Model		LF-GIF040YS(D)xxxxH					
Output	Output Voltage	25-42V					25-40Vdc
	Output Current	800mA	850mA	900mA	950mA	1000mA	1050mA
	Flicker Index	<0.5%					
	CIE (SVM)	≤0.4					
	IEC-Pst	≤1.0					
	Current Tolerance	±5%					
	Temperature Drift	±10%					
	Startup Time	<0.5S@230Vac					
Input	Input Voltage	220-240Vac (voltage limit: 198-264Vac)					
	Input Frequency	50/60Hz					
	Input Current	0.28A max.					
	PF	≥0.95@230Vac					
	THD	≤20%@230Vac					
	Efficiency	≥87%	≥87.5%			≥88%	
	Inrush Current	≤45A&100uS@230Vac					
	Loading Quantities of Circuit Breaker	Model	B10	C10	B16	C16	
		Quantity (pcs)	17	27	24	40	
	Leakage Current	≤0.7mA					
Standby Power Consumption	≤0.5W						
Protections	Open Circuit	<55V					
	Short Circuit	Hiccup mode (auto-recovery)					
Environment Descriptions	Operating Temperature	-30°C - +45°C					
	Operating Humidity	20-90%RH (no condensation)					
	Storage Temperature/ Humidity	-30°C - 80°C (6 months in Class I environment); 10-95%RH (no condensation)					
	Atmospheric Pressure	86-106kPa					

### ■ Electrical Characteristics

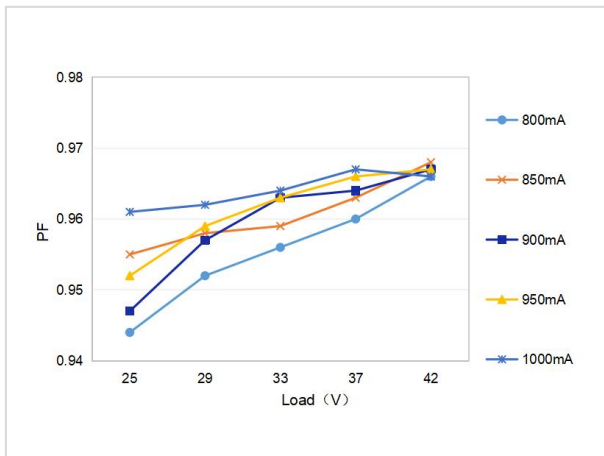
Safety & EMC	Certifications	ENEC, CE, CB, UKCA, SAA, RCM, CCC
	Withstanding Voltage	I/P-O/P: 3.75kV&5mA&60S
	Insulation Resistance	I/P-O/P: >100MΩ@500Vdc
	Safety Standards	ENEC: EN61347-1:2015, EN61347-2-13: 2014/A1: 2017, EN62384 2016/A1: 2009 CE-LVD: EN61347-2-13: 2014/A1: 2017, EN61347-1: 2015, EN62493: 2015 CB: IEC61347-1: 2015, IEC61347-2-3: 2014, IEC 61347-2-13: 2014/AMD1: 2016 UKCA-LVD: EN61347-1: 2015/A1: 2021, EN61347-2-13: 2014/A1: 2017, EN62493: 2015 CCC: GB19510.1-2009, GB19510.14-2009 SAA: AS 61347.2-13: 2018
	EMI	CE-EMC/RCM: EN55015, EN61000-3-2, EN61000-3-3 UKCA-EMC: EN IEC 55015: 2019/A11: 2020, EN 61547: 2009, EN IEC 61000-3-2: 2019/A1: 2021, EN 61000-3-3: 2013/A2: 2021 CCC: GB/T17743, GB17625.1, GB17625.2
	EMS	CE-EMC/RCM: EN61000-4-2, 3, 4, 5 (lightning strike 2kV), 6, 11 CCC: GB/T17626.2, 3, 4, 5 (lightning strike 2kV), 6, 11
Other Parameters	IP Rating	IP40
	RoHS	RoHS 2.0 (EU) 2015/863
	Warranty	5 years (Tc ≤89°C)
Testing Equipment	AC power source: CHROMA6530, digital power meter: CHROMA66202, oscilloscope: Tektronix DPO3014, DC electronic load: M9712B, LED board, constant temperature and humidity chamber, lightning surge generator: Everfine EMS61000-5B, rapid group pulse generator: Everfine EMS61000-4A, spectroanalyzer: KH3935, hi-pot tester: EEC SE7440, flicker tester (flicker-free coefficient test) Everfine LFA-3000, etc.	
Testing Remark	If there are no special remarks, the above parameters are tested at the ambient temperature of 25°C, humidity of 50%, full load and input voltage of 230Vac/50Hz.	

**Electrical Characteristics**

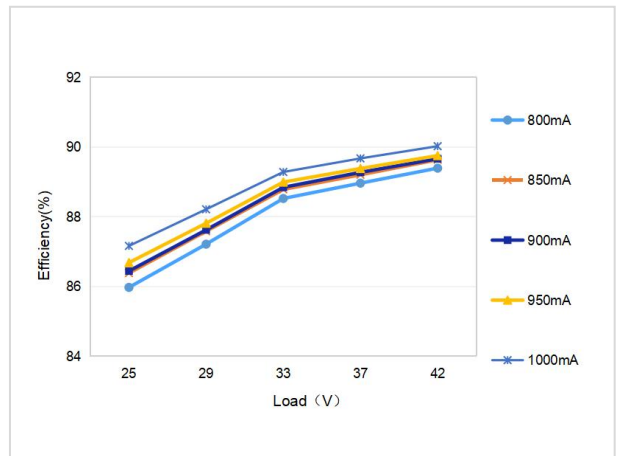
<b>Additional Remarks</b>	<ol style="list-style-type: none"> <li>1. It is recommended that user install over voltage protection, under voltage protection and surge protection devices in the power supply circuits of light fixtures to ensure electricity safety.</li> <li>2. The LED driver used in combination with the end device is one of the accessories of the whole light fixture, and the EMC of the whole light fixture is not only susceptible to the driver itself, but to the LED light fixture and the whole light fixture's wiring. Thus, the manufacturer of LED light fixture should re-confirm the EMC of the whole light fixture before the whole light fixture is finished.</li> <li>3. The test conditions of the circuit breaker configuration quantity are the same as those of the inrush current.</li> <li>4. The PC cover, casing and end cap for assembling the LED driver in the light fixture must meet the fire rating of UL94-V0 or above.</li> </ol>
---------------------------	--------------------------------------------------------------------------------------------------------------------------------------------------------------------------------------------------------------------------------------------------------------------------------------------------------------------------------------------------------------------------------------------------------------------------------------------------------------------------------------------------------------------------------------------------------------------------------------------------------------------------------------------------------------------------------------------------------------------------------------------------------------------------------------------------------------------------------------------------------------------------------------------------------------------------------------------------------------

**Product Characteristic Curves**

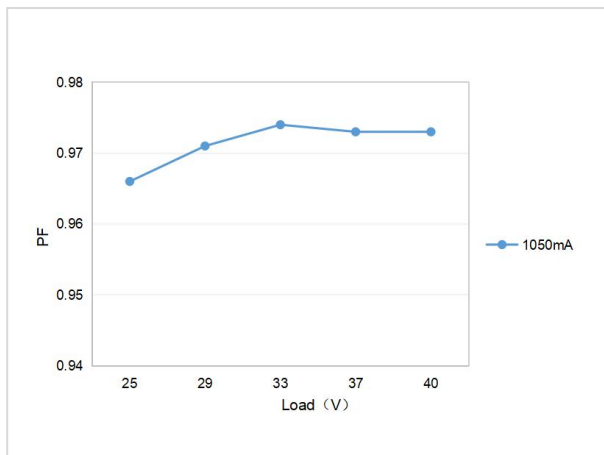
PF Curve 1



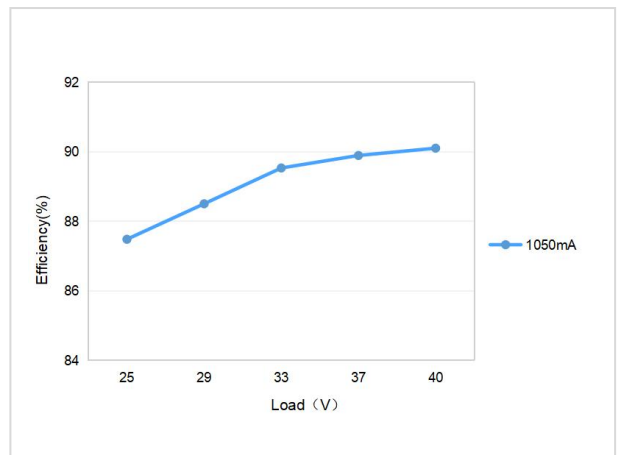
Efficiency Curve 1



PF Curve 2

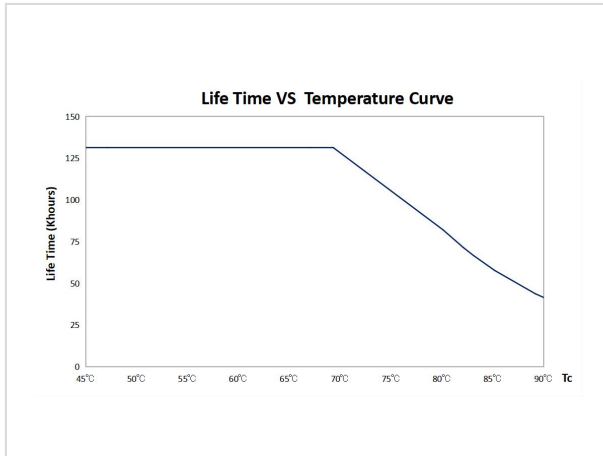


Efficiency Curve 2

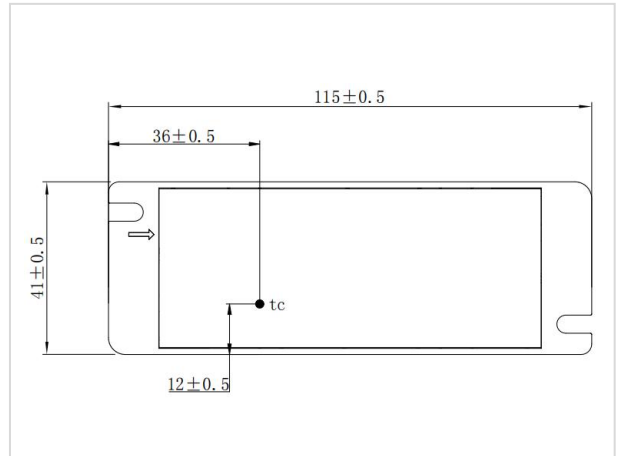


■ **Product Characteristic Curves**

Lifetime Curve



Tc Point Testing Diagram



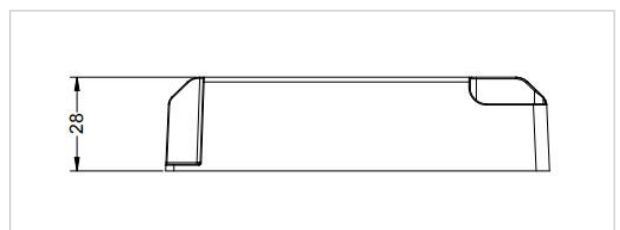
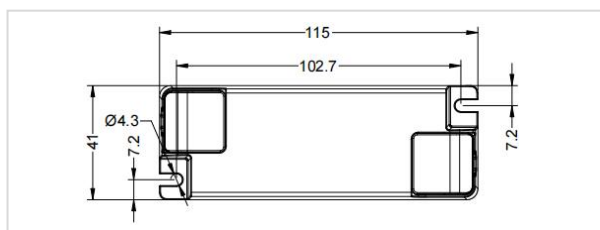
■ **Product Definitions**

Product Terminal

INPUT		OUTPUT	
AC-L	Input terminal of AC live wire	LED+	Positive electrode output of LED driver
AC-N	Input terminal of AC neutral wire	LED-	Negative electrode output of LED driver

■ **Structure & Dimensions (unit: mm)**

Overall Appearance Dimension (L*W*H)
115*41*28 mm
Wire Definition
Suitable for model 60227 IEC 52(RVV) and 0.5-1.5mm <sup>2</sup> wire diameter round sheathed wire or flat sheathed wire only



## ■ Packaging Specifications

Model	LF-GIF040YS(D)xxxxH
Carton Size	385*285*210mm (L*W*H)
Quantity	18 pcs/layer; 6 layers/ctn; 108 pcs/ctn
Weight	0.089 kg/pc; 10.6 kg/ctn

## ■ Transportation and Storage

### 1. Transportation

- Suitable transportation means: vehicles, boats and aeroplanes.
- In transit, it is necessary to prepare awnings for rain or sun protection. Moreover, please keep civilized loading and unloading to prevent the vibration or impact of LED driver as much as possible.

### 2. Storage

- The storage of LED driver shall conform to the standard of Class I environment. When using LED drivers which have been stored for more than 6 months, please re-test them firstly. Do not use them unless they are tested to be qualified.

## Cautions

- Please use Lifud LED driver according to its parameters in the specification, otherwise the LED driver may malfunction.
- Using any incompatible light fixtures or those that have not been certified may cause fire, explosion or other risks.
- Man-made damage is beyond the scope of Lifud warranty service.

Remark: Lifud Tecnology Co., Ltd. reserves the right to interpret any contents of this specification.