


LF-GIF020YS(D)0500H(S) Pro

GIF*YS Pro SELV | Constant Current High Efficiency - Non dimmable



Product family features

- Low THD < 15% @full load
- Rated supply range: 220–240 Vac
- Ta range: -30 - +55 °C
- Ripple current < 5%
- Surge: 2kV
- 5 years guarantee



Product family benefits

- High efficiency
- Flicker free
- Long lifetime and high reliability
- SELV output

Typical applications

- For panel light
- For office, commercial, decorative and retail lighting

Product parameters

- Output current 350/400/450/500mA
- Output power 8.75-21W
- Input voltage 198–264Vac
- Output voltage 25-42Vdc
- Efficiency 92.5%

Electrical data

Input data

Nominal input voltage	220 ... 240 V
Input voltage AC	198 ... 264 V
Mains frequency	0/50/60 Hz
Input voltage DC	180 ... 264V ¹⁾
Power factor	0.96 ²⁾
Efficiency	92.5% ³⁾
THD	≤15%
Input current	0.12A Max
Inrush current	21A ⁴⁾
Loading no. on circuit breaker 10 A (B)	31
Loading no. on circuit breaker 10 A (C)	50
Loading no. on circuit breaker 16 A (B)	52
Loading no. on circuit breaker 16 A (C)	85
Protective conductor current	≤0.7mA

Output data

Nominal output voltage	25 ... 42V
Nominal output current	350/400/450/500mA
Default output current	500mA
Current set	DIP switch (For the corresponding output current , see the definition of the DIP switch)
Maximum output power	21W
Nominal output power	8.75...21W
Output ripple current (100 Hz)	<5 %
Flicker	Comply with IEEE Std 1789-2015
CIE SVM	≤0.4
IEC-Pst	≤1
Current tolerance	±5% ⁵⁾
Temperature tolerance	±10%
Starting time	<0.5S
Device power loss	/

Safety

Withstanding Voltage	I/P-O/P: 3.75kV&5mA&60S
Surge capability (L-N)	2 kV
Insulation Resistance	I/P-PG: > 100MΩ@500Vdc
Guarantee	5 years ⁶⁾

1) DC input is only for emergency with the maximum using time of 90 mins

2) 0.96@500mA; 0.94@350-450mA

3) 92.5%@500mA; 92%@350-450mA

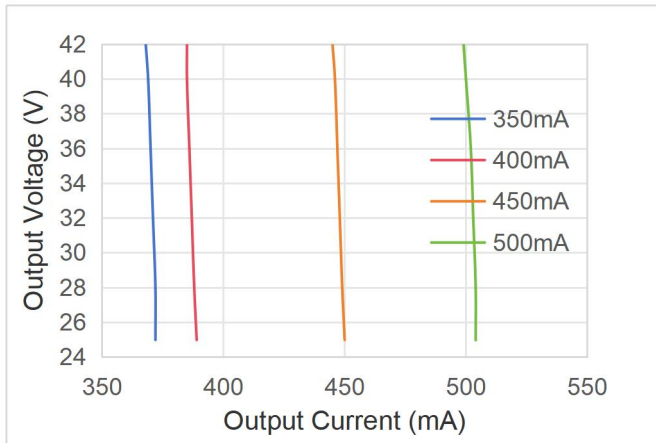
4) t =170μs

5) ±5%@450/500mA; ±10%@350/400mA

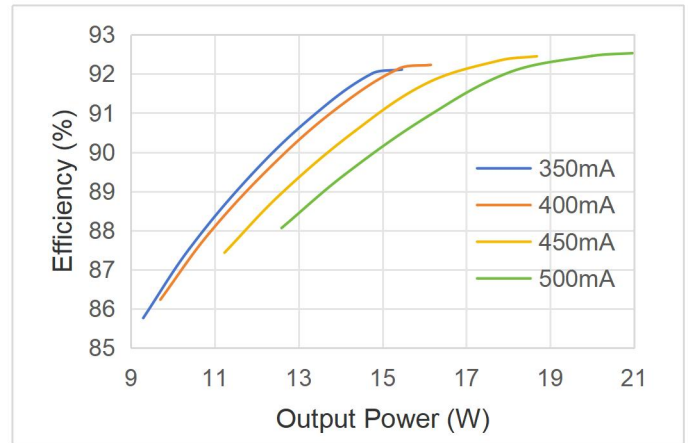
6) 5 years@Tc≤81°C

Characteristic diagram

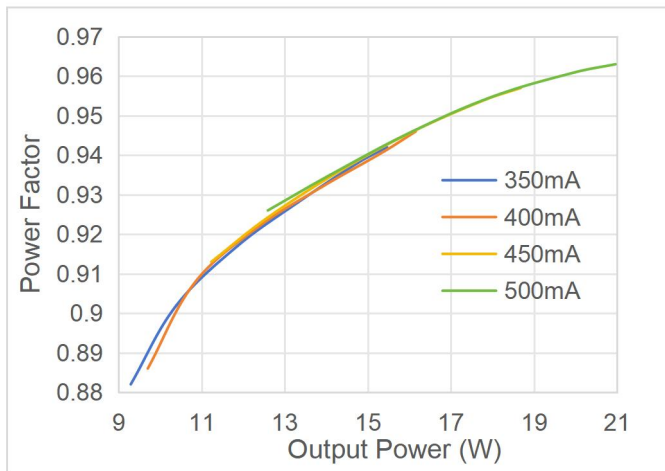
Operating Window



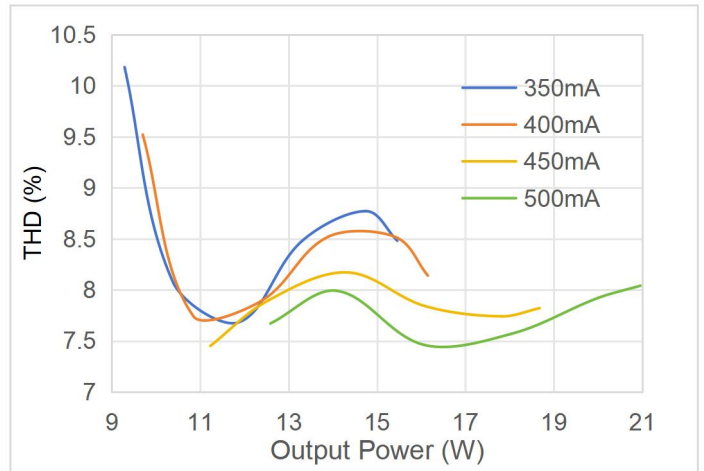
Typical Efficiency vs Load



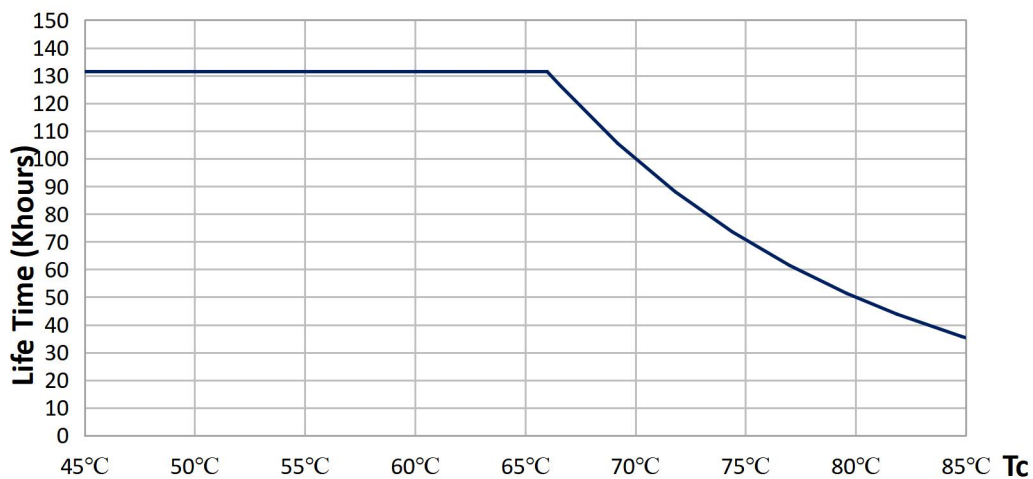
Typical Power Factor vs Load



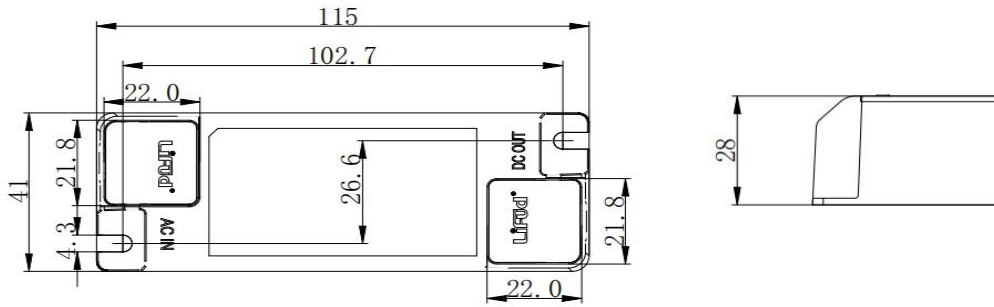
Typical THD vs Load



Lifespan



Dimensions



Mounting hole spacing, length	102.7mm
Product weight	80 g
Cable cross-section, input side	0.75 ... 1.5 mm ²
Cable cross-section, output side	0.5 ... 1.5 mm ²
Wire preparation length, input side	7 ... 8mm
Wire preparation length, output side	7 ... 8mm
Wire outside diameter, input side	Max: 7.0mm Min: 3.0mm
Wire outside diameter, output side	Max: 7.0mm Min: 3.0mm
Length	115.0mm
Width	41.0mm
Height	28.0mm

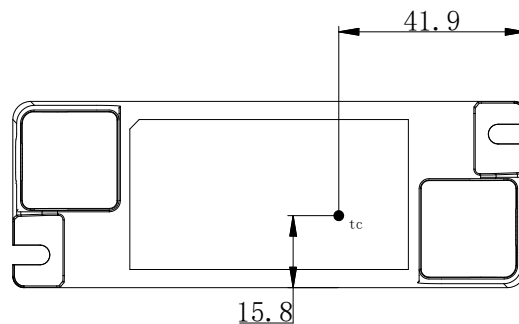
Colors & materials

Casing material	PC
Casing color	White

Temperature & operating conditions

Ambient temperature range	-30 ... +55°C
Maximum temperature at tc test point	85°C
Temperature range at storage	-30 ... +85°C (6 months in Class I environment)
Humidity range at storage	10-90%RH (no condensation)
Humidity during operation	20-90%RH
RoHS	RoHS 2.0 (EU) 2015/863

Tc test point



Note: The picture is a front view, and the Tc point is on the front of the product.

Product Terminal

Input		Output	
AC-L	AC live wire input	LED+	Positive electrode output of LED driver
AC-N	AC neutral wire input	LED-	Negative electrode output of LED driver

Product DIP Switch

Output current	Output voltage	DIP 1	DIP 2
350mA	25-42Vdc	ON	ON
400mA	25-42Vdc	-	ON
450mA	25-42Vdc	ON	-
* 500mA	25-42Vdc	-	-

Remark: "-": shift OFF. "*": default current. DIP when power on is NOT allowed. Please disconnect the AC power before DIP. This chart is only available for DIP version, not available for the fixed current version.

Capabilities

Dimmable	-
Overheating protection	-
Overload protection	-
Short-circuit protection	Automatic reversible
No-load protection	<60V
Max. cable length to lamp/LED module	2.0m
Suitable for fixtures with prot. class	II
Control interface	-
Output interface	1 channel

Programming

Programming device	-
DALI control software	-
APP	-

Certificates & standards

Approval marks – approval	CCC, ENEC, CB, CE, RCM, UKCA
Standards	GB 19510.1-2009, GB 19510.14-2009, GB 7000.1-2015 IEC/EN 61347-2-13, IEC/EN 61347-1, IEC/EN 62493 IEC/EN 62384 AS 61347.1, AS 61347.2.13
EMC	GB 17625.1-2022, GB/T 17743-2021 EN 55015, EN 61547, EN 61000-3-2,3
Type of protection	IP20

Logistical Data

Product	Packaging unit (Pieces/Unit)	Dimensions (L*W*H)	Volume	Gross weight
LF-GIF020YS(D)0500H(S) Pro	108	385mm*285mm*210mm	23.04 dm ³	9.52kg±5%

Test equipment & condition

Test Equipment	AC power source: CHROMA6530, digital power meter: CHROMA66202, oscilloscope: Tektronix DPO3014, DC electronic load: M9712B, LED board, constant temperature and humidity chamber, lightning surge generator: Everfine EMS61000-5B, rapid group pulse generator: Everfine EMS61000-4A, spectroanalyzer: KH3935, hi-pot tester: EEC SE7440, flicker tester (flicker-free coefficient test): Everfine LFA-3000, etc.
-----------------------	---

If there are no special remarks, the above parameters are tested at the ambient temperature of 25°C, humidity of 50%, full load and input voltage of 230Vac/50Hz.

Additional information

1. It is recommended that user install the over voltage protection, under voltage protection and surge protection devices in the power supply circuits of light fixtures to ensure electricity safety.

2. The LED driver used in combination with the end device is one of the accessories of the whole light fixture, and the EMC of the whole light fixture is not only susceptible to the driver itself, but to the LED light fixture and the whole light fixture's wiring. Thus, the manufacturer of LED light fixture should re-confirm the EMC of the whole light fixture before the whole light fixture is finished.

3. The test conditions of the circuit breaker configuration quantity are the same as those of the inrush current.

4. The PC cover, casing and end cap for assembling the LED driver in the light fixture must meet the fire rating of UL94-V0 or above.

Transportation & storage

Suitable transportation means: vehicles, boats and aeroplanes.

In transit, it is necessary to prepare awnings for rain or sun protection. Moreover, please keep civilized loading and unloading to prevent the vibration or impact of LED driver as much as possible.

The storage of LED driver shall conform to the standard of Class I environment. When using LED drivers which have been stored for more than 6 months, please re-test them firstly. Do not use them unless they are tested to be qualified.

Cautions

Please use Lifud LED driver according to its parameters in the specification, otherwise the LED driver may malfunction.

Using any incompatible light fixtures or those that have not been certified may cause fire, explosion or other risks.

Man-made damage is beyond the scope of Lifud warranty service.

Disclaimer

Subject to change without notice. Errors and omission excepted. Always make sure to use the most recent release.

Lifud Technology Co., Ltd. reserves the right to interpret any contents of this specification.