

Features

- Triac dimmable
- Constant current output and output current adjustable via DIP switch
- Built-in active PFC function
- Flicker free; compact size
- All-round protections: over voltage protection/short circuit protection
- IP20
- Suitable for Class II light fixtures (light fixture not connected to the ground)
- 5-year warranty (please refer to the warranty condition)



Applications

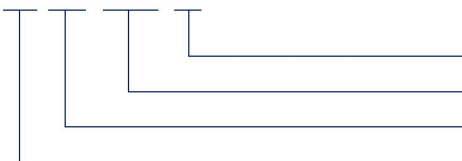
· Panel light · down light · spot light

Descriptions

LF-AAT008-0350-42 is an 8W constant current Triac dimmable LED driver. Its rated input voltage ranges from 220 to 240Vac and output current is adjustable from 100 to 350mA via DIP switch with every 50mA as a step.

Product Model

LF - AAT 008 - 0350 - 42



- 42: output voltage: 42Vdc
- 0350: maximum output current: 350mA
- 008: maximum output power: 8W
- AAT: Triac dimmable LED driver

■ Electrical Characteristics

Model		LF-AAT008-0350-42					
Output	Output Current	Adjustable via DIP switch					
		100mA	150mA	200mA	250mA	300mA	350mA
	Available Voltage	9-42Vdc			9-33Vdc	9-27Vdc	9-24Vdc
	Output Voltage	9-42Vdc					
	Output Power	8W max.					
	Current Tolerance	±10%				±5%	
	Start-up Time	≤3S@230Vac full load					
Temperature Drift	≤1%/°C						
Input	Input Voltage	220-240Vac (voltage limit: 198-253Vac)					
	DC Input Voltage	176-280Vdc					
	Input Current	0.2A max.					
	PF	≥0.9/230Vac@full load					
	Efficiency	≥66%	≥71%	≥73%	≥70%		
	THD	≤15%/230Vac@full load					
	Inrush Current	≤10A/200uS@230Vac					
Protections	Surge	≤1kV@L-N					
	Open Circuit	Open-circuit voltage <59Vdc					
	Short Circuit	Auto-recovery					
Environment Descriptions	Operating Temperature	-20°C - +45°C					
	Operating Humidity	20-95%RH (without condensation)					
	Storage Temperature/Humidity	-30°C - +60°C (6 months in Class I environment); 10-95%RH (without condensation)					
	Atmospheric Pressure	86-106kPa					
Safety & EMC	Certifications	ENEC, CE, RCM, CCC					
	Withstanding Voltage	I/P-O/P: 3.75kVac@5mA@60S					
	Safety Standards	CE-LVD: EN61347-2-13: 2014/A1: 2017, EN61347-1: 2015, EN62493: 2015; CCC: GB19510.1-2009, GB19510.14-2009					
	EMI	CE-EMC/RCM: EN55015, EN61000-3-2, EN61000-3-3 CCC: GB/T17743, GB17625.1, GB17625.2					
	EMS	CE-EMC/RCM: EN61000-4-2, 3, 4, 5, 6, 11 CCC: GB/T17626.2, 3, 4, 5, 6, 11					

■ Electrical Characteristics

Other Parameters	IP Rating	IP20
	RoHS	RoHS 2.0 (EU) 2015/863
	Warranty Condition	5 years (Tc ≤79°C)
Testing Equipment	Digital power meter: CHROMA66202, oscilloscope: Tektronix DPO3014, DC electronic load: M9712B, LED board, constant temperature and humidity chamber; Everfine EMS61000-5B; Everfine EMS61000-4A, spectroanalyzer: KH3935, hi-pot tester: TH9201B, flicker tester (flicker-free coefficient test) 60N-01, etc.	
Testing Remark	If there are no special remarks, the above parameters are tested at the ambient temperature of 25°C, humidity of 50%, full load and input voltage of 230Vac.	
Additional Remarks	<ol style="list-style-type: none"> 1. It is recommended that user install the over voltage protection, under voltage protection and surge protection devices in the power supply circuits of light fixtures to ensure electricity safety. 2. The PC cover, casing, end caps and other parts of the LED driver inside the LED light fixture must conform to UL94-V0 flammability standard or above. 3. The LED driver used in combination with the end device is one of the accessories of the whole light fixture, and the EMC of the whole light fixture is not only susceptible to the driver itself, but to the LED light fixture and the whole light fixture's wiring. Thus, the manufacturer of LED light fixture should re-confirm the EMC of the whole light fixture before the whole light fixture is finished. 4. It is suggested that user use a slotted screwdriver or a Philips to adjust the output current of LED driver, otherwise the potentiometer may be damaged. (the screwdriver should have good insulation at the head, body and handle, and the screwdriver with a 2mm head is recommended as well. What's more, please pay attention that the intensity of torque not exceed 0.5KN.m). 5. When using the LED driver, please pay attention that the total output power not exceed the maximum rated output power, otherwise the warranty service of LED driver would be failed. 6. The withstanding voltage of LEDs and aluminum substrates must >2kVac. 	

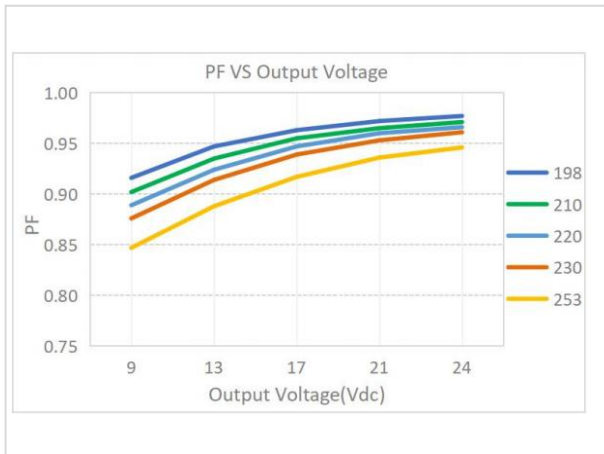
■ Recommended Dimmers Matching LF-AAT008-0350-42

Leading-edge Dimmers	Trailing-edge Dimmers
Legraeng: 58325671325	CLIPSAL: 32ELE17M (purple)
GIRA: 030700	CLIPSAL: 32E450U17IV (white)
YARIL1 GHT: HQ3W	DIGINET (blue)
BULL: G07D101D	
CHNT: NEW	
Legraeng: 40-500W	
CLIPSAL: 32E45LM	
MK: K4501	
LUTRON: SYSTEM: LQSE-4A-D	
MOORGEN (system)	
Simon: 45E101	
DELIXI: Q86TG1H	
CHINT: DEW2 W30510	

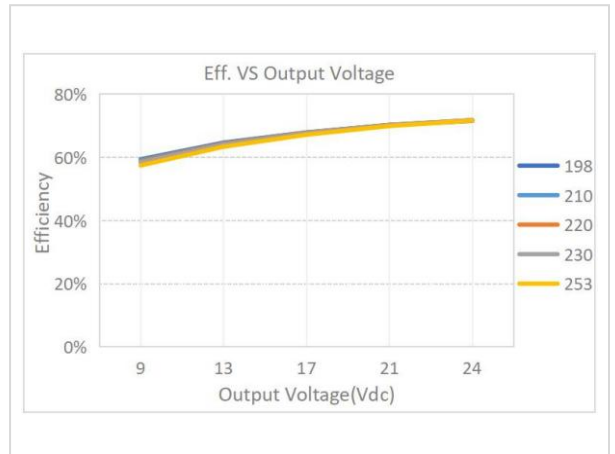
Remark: please test whether your dimmer matches this driver before a batch order.

■ Product Characteristic Curves

PF Curve

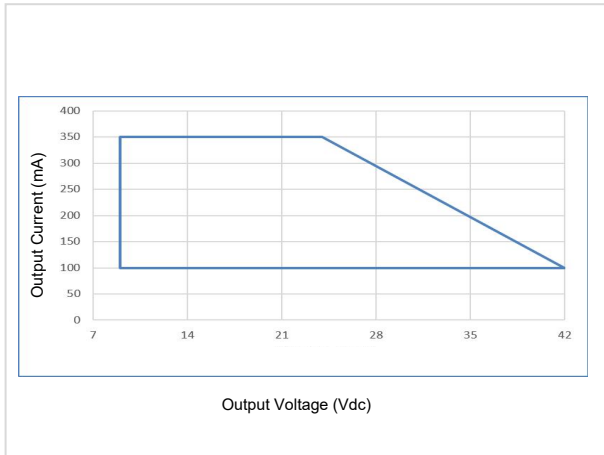


Efficiency Curve

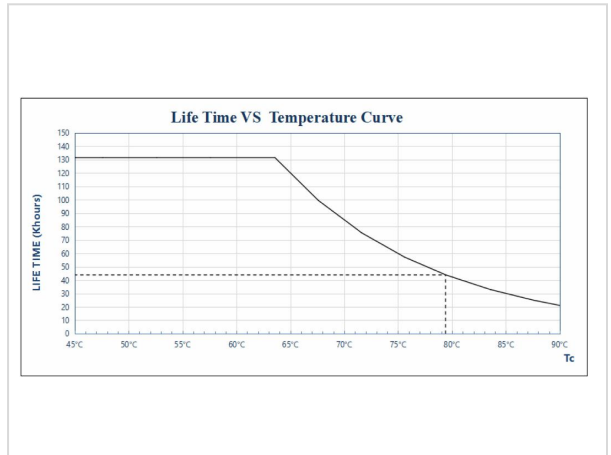


■ **Product Characteristic Curves**

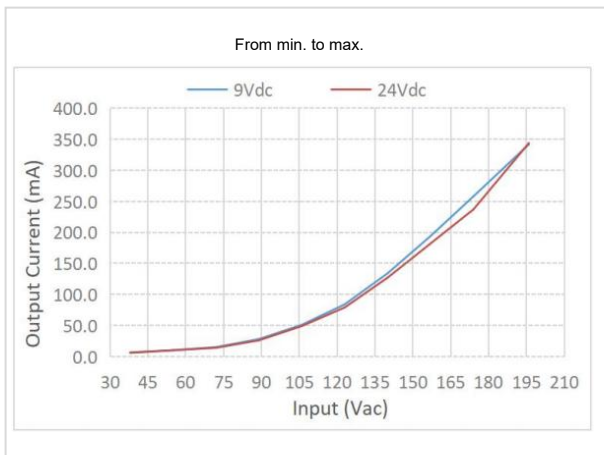
Load Derating Curve



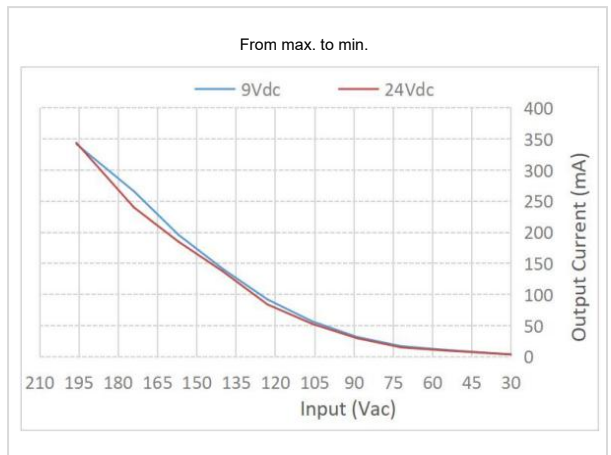
Lifetime Curve



Triac Dimming Curve 1



Triac Dimming Curve 2



Remark: input: 230Vac; output: 24Vdc/350mA, output: 9Vdc/350mA
 (this data is measured by Lifud Triac dimmer and the charts are for reference only)

■ **Product Terminal & DIP Switch Definitions**

Product terminals

INPUT		OUTPUT	
AC-L	Input terminal of AC live wire	LED+	Positive electrode output of LED driver
AC-N	Input terminal of AC neutral wire	LED-	Negative electrode output of LED driver

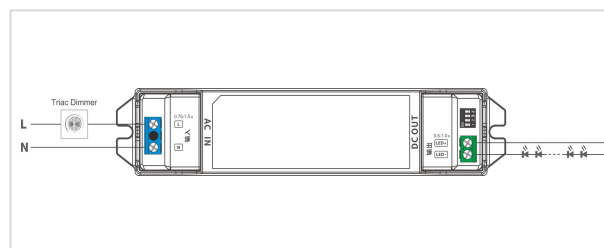
Product DIP Switch

Parameter	MIN	TYP	MAX	Remark
Adjustable Output Current via built-in DIP Switch	100mA	-	350mA	The total output power should NOT exceed 8W

Current Adjustment Reference Table				
Output Current	1	2	3	4
100mA	ON	OFF	OFF	OFF
150mA	ON	ON	OFF	OFF
200mA	ON	OFF	ON	OFF
250mA	ON	ON	ON	OFF
300mA	ON	OFF	ON	ON
350mA	ON	ON	ON	ON

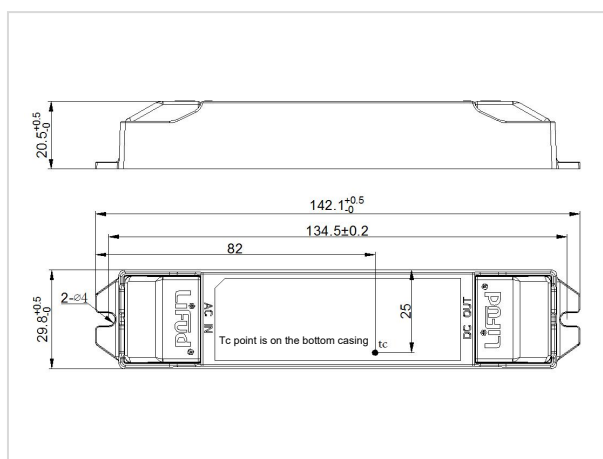
■ **Dimming Operation Instruction**

Wiring Diagram of Triac Dimming



■ **Structure & Dimensions (unit: mm)**

Model	Overall Appearance (L*W*H)	Distance Between 2 Positioning Holes	Diameter of Positioning Hole
LF-AAT008-0350-42	142.1*29.8*20.5 mm (+0.5mm)	134.5 mm (±0.2mm)	4 mm



■ **Packaging Specifications**

Model	LF-AAT008-0350-42
Carton Size	385*285*210 mm (L*W*H)
Quantity	14 pcs/layer; 9 layers/ctn; 126 pcs/ctn
Weight	0.071 kg/pc; 8.9 kg/ctn

■ Transportation and Storage

1. Transportation

- Suitable transportation means: vehicles, boats and aeroplanes.
- In transit, it is necessary to prepare awnings for rain or sun protection. Moreover, please keep civilized loading and unloading to prevent the vibration or impact of LED driver as much as possible.

2. Storage

- The storage of LED driver shall conform to the standard of Class I environment. When using LED drivers which have been stored for more than 6 months, please re-test them firstly. Do not use them unless they are tested to be qualified.

Cautions

- Please use Lifud LED driver according to its parameters in the specification, otherwise the LED driver may malfunction.
- Using any incompatible light fixtures or those that have not been certified may cause fire, explosion or other risks.
- Man-made damage is beyond the scope of Lifud warranty service.

Remark: Lifud Technology Co., Ltd. reserves the right to interpret any contents of this specification.